

Scaled data based on original data using  
LM-79-08 Approved Method: Electrical and Photometric Measurements of Solid-  
State Lighting Products

Test Report Prepared for  
Cooper Lighting Solutions  
(formerly Eaton)

Brand: McGRAW-EDISON

Report Number: P938993

Luminaire Tested: **GALN-SB1B-850-U-T1**

Issue Date: 1/21/2025

**Test Information**

Test Method: LM-79-08  
Report Number: P938993  
TEST IS SCALED FROM IESNA LM-79-08 TEST DATA (G2-2405-108-2)  
Test Lab: INNOVATION CENTER  
Issue Date: 1/21/2025  
Manufacturer: COOPER LIGHTING SOLUTIONS (FORMERLY EATON)  
Product Line: McGRAW-EDISON  
Catalog Number: GALN-SB1B-850-U-T1  
Description: GALLEON AREA AND ROADWAY HIGH DENSITY LED LUMINAIRE  
(1) 80 CRI, 5000K, 450mA LIGHTSQUARE WITH 26 LEDS AND TYPE I OPTICS  
Light Source: -  
Ballast/Driver: -

**Summary**

Lumens per Lamp: N/A  
Luminaire Lumens: 5330 lumens  
Efficiency: N/A  
Efficacy: 133.9 lumens/watt  
Luminous Opening: Rectangular (W 0.5' x L: 0.5' x H: 0')  
IES Classification: Type I - Short  
BUG Rating: B2 - U0 - G2

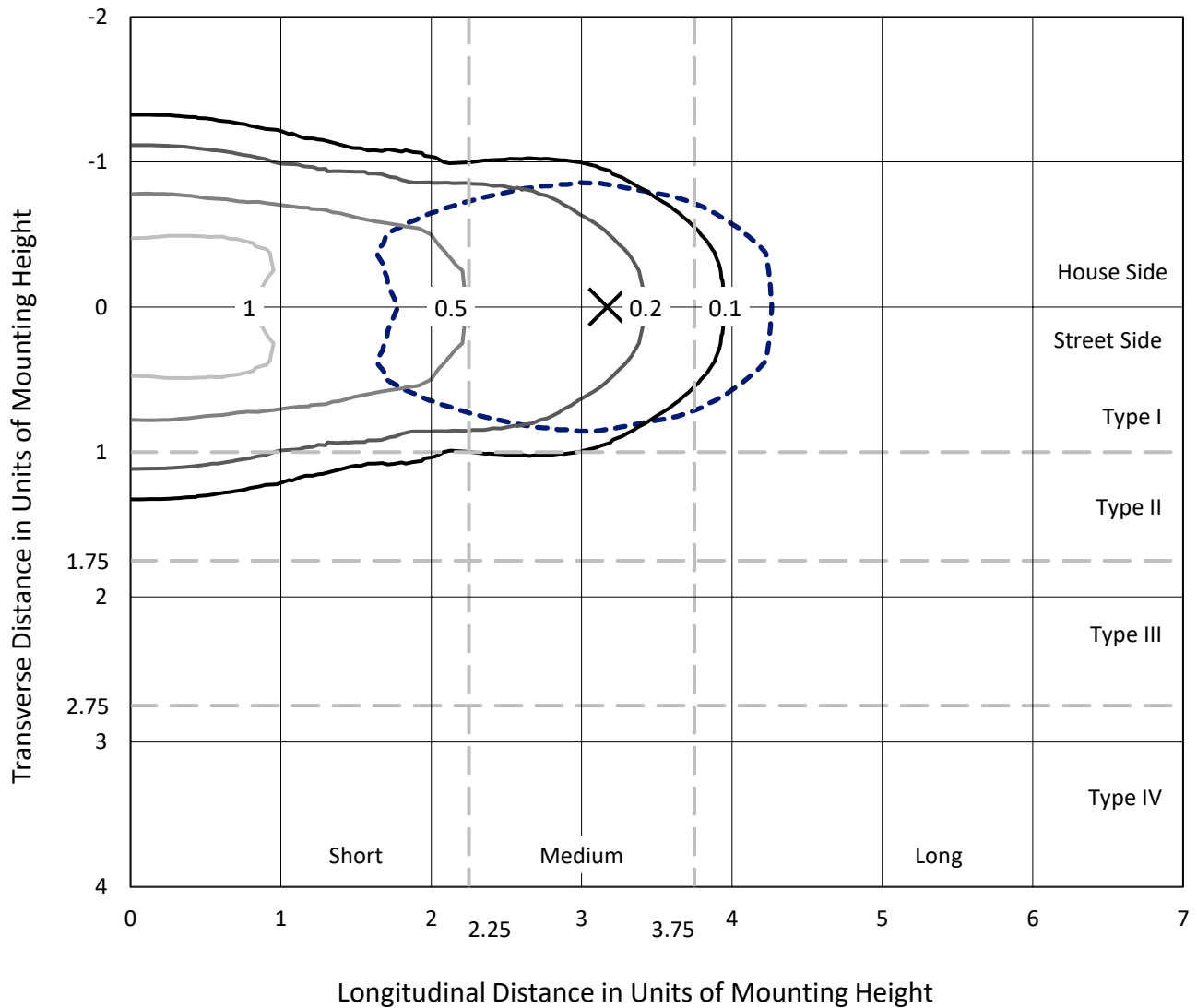
Input Watts (W): 39.8  
Input Voltage (V): NR  
Input Current (Ain): NR  
Voltage Rise (V): NR  
Power Factor: NR  
Total Harmonic Distortion (THDi): NR  
Frequency (hertz): 60  
Stabilization Time: NR  
Operation Time: NR  
Ambient Temperature (°C): NR  
Test Distance: 24 FT



REPORT NUMBER: P938993  
 CATALOG NUMBER: GALN-SB1B-850-U-T1

### Iso-Footcandle Lines of Horizontal Illumination

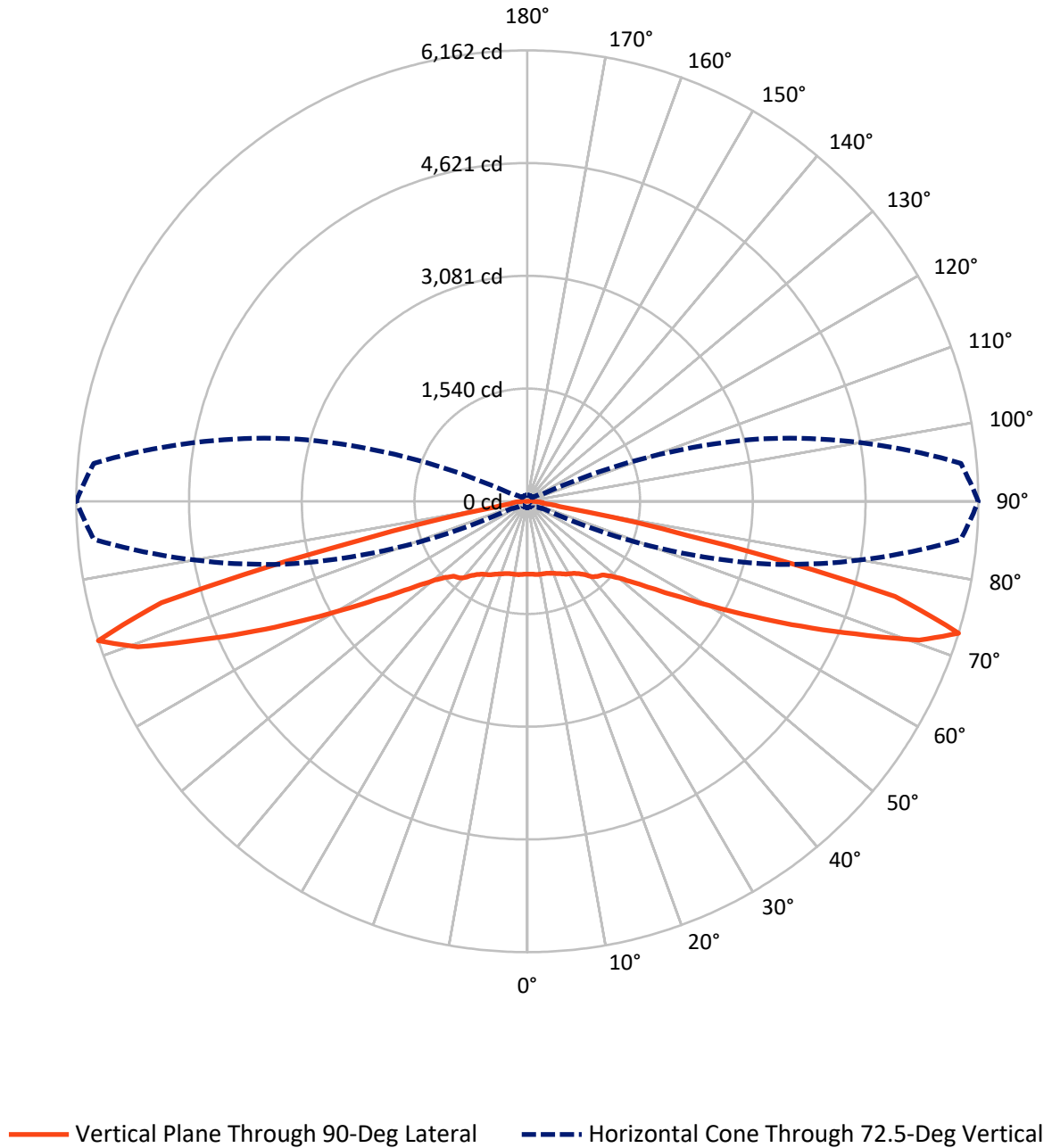
× Max cd  
 - - - 1/2 Max cd



Based on 25 foot mounting height. Maximum calculated value = 1.6 fc  
 Type I - Short - N/A

REPORT NUMBER: P938993  
CATALOG NUMBER: GALN-SB1B-850-U-T1

### Luminous Intensity Polar Plot



REPORT NUMBER: P938993  
 CATALOG NUMBER: GALN-SB1B-850-U-T1

**FLUX DISTRIBUTION:**

		Downward	Upward	Total
<b>House Side</b>	Lumens	2665.0	0.0	2665.0
	% Fixture	50.0	0.0	50.0
<b>Street Side</b>	Lumens	2665.0	0.0	2665.0
	% Fixture	50.0	0.0	50.0
<b>Total</b>	Lumens	5330.0	0.0	5330.0
	% Fixture	100.0	0.0	100.0

**ZONAL LUMENS:**

Zone	Lumens	% Fixture
0°-10°	96.6	1.8
10°-20°	295.3	5.5
20°-30°	492.3	9.2
30°-40°	677.1	12.7
40°-50°	827.0	15.5
50°-60°	956.5	17.9
60°-70°	1140.4	21.4
70°-80°	795.9	14.9
80°-90°	48.9	0.9
90°-100°	0.0	0.0
100°-110°	0.0	0.0
110°-120°	0.0	0.0
120°-130°	0.0	0.0
130°-140°	0.0	0.0
140°-150°	0.0	0.0
150°-160°	0.0	0.0
160°-170°	0.0	0.0
170°-180°	0.0	0.0
0°-90°	5330.0	100.0
0°-180°	5330.0	100.0

**Coefficient of Utilization**



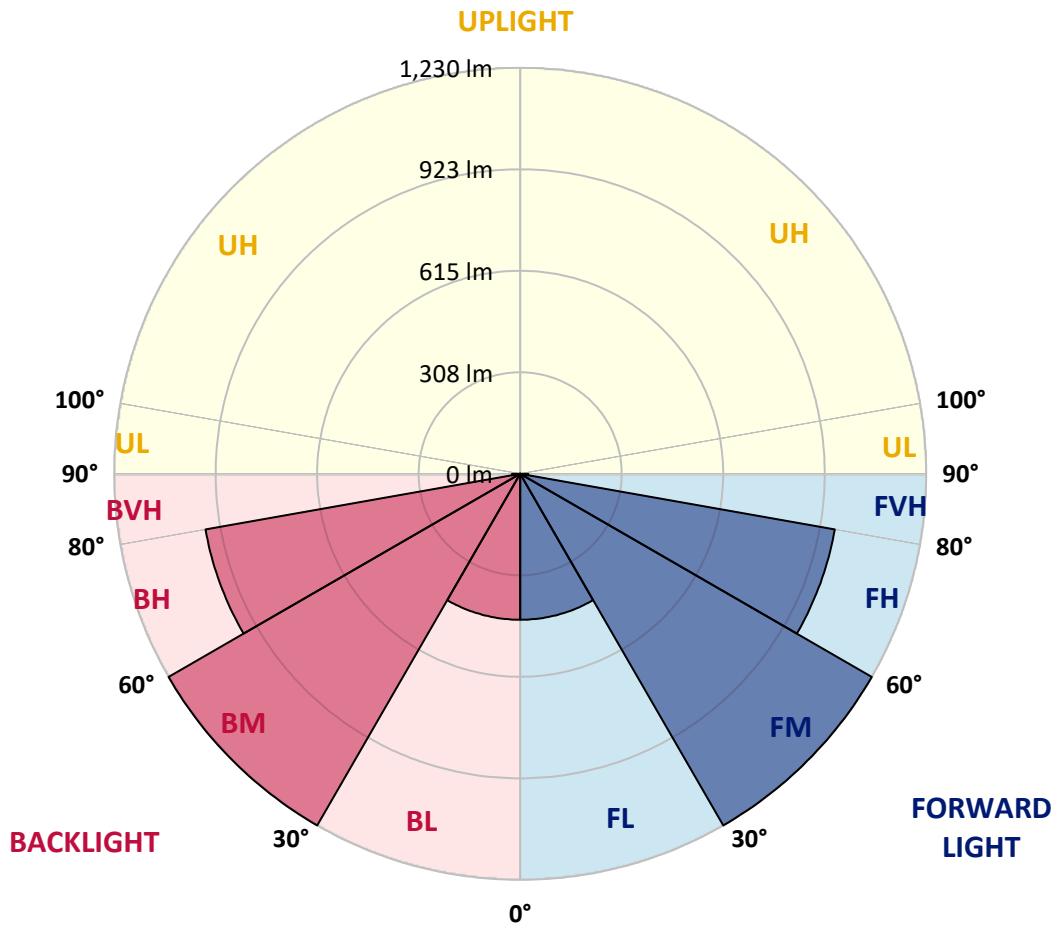
REPORT NUMBER: P938993  
 CATALOG NUMBER: GALN-SB1B-850-U-T1

**LUMINAIRE CLASSIFICATION SYSTEM LUMEN TABLE AND BUG RATING:**

Zone	Lumens	% Fixture	Zone Rating/Lumen Limit		
			B	U	G
FL (0°-30°)	442.1	8.3			
FM (30°-60°)	1230.3	23.1			
FH (60°-80°)	968.2	18.2			G1/1800
FVH (80°-90°)	24.4	0.5			G1/100
BL (0°-30°)	442.1	8.3	B1/500		
BM (30°-60°)	1230.3	23.1	B2/2500		
BH (60°-80°)	968.2	18.2	B2/1000		G2/1000
BVH (80°-90°)	24.4	0.5			G1/100
UL (90°-100°)	0.0	0.0		U0/0	
UH (100°-180°)	0.0	0.0		U0/0	

**BUG Rating: B2-U0-G2**

Type I Short



REPORT NUMBER: P938993  
 CATALOG NUMBER: GALN-SB1B-850-U-T1

**CANDELA DISTRIBUTION (FULL):**

	0°	5°	15°	25°	35°	45°	55°	65°	75°	85°
0°	996.0	996.0	996.0	996.0	996.0	996.0	996.0	996.0	996.0	996.0
2.5°	996.8	997.9	997.9	997.1	999.1	997.4	997.4	996.5	997.4	996.5
5°	1001.9	1003.3	1003.9	1003.6	1006.2	1004.7	1004.7	1003.6	1003.9	1003.0
7.5°	1011.5	1013.5	1014.7	1016.1	1019.8	1018.1	1016.9	1013.5	1012.1	1009.8
10°	1014.7	1016.9	1020.6	1028.0	1036.5	1036.8	1033.4	1024.9	1018.3	1013.2
12.5°	1005.0	1008.1	1015.8	1030.8	1049.8	1057.4	1052.1	1037.9	1025.1	1016.1
15°	992.9	996.3	1007.9	1030.5	1058.6	1076.4	1075.8	1057.2	1036.8	1022.6
17.5°	973.9	977.3	994.0	1025.7	1065.4	1094.8	1102.8	1083.5	1054.9	1035.9
20°	939.6	942.7	965.9	1010.4	1067.6	1114.4	1135.1	1118.1	1082.4	1056.6
22.5°	895.1	899.9	927.1	984.1	1062.3	1134.8	1171.9	1160.3	1114.4	1078.7
25°	847.5	852.6	884.4	951.8	1048.4	1149.5	1215.5	1208.1	1150.6	1106.2
27.5°	806.5	811.8	846.4	919.8	1026.8	1155.2	1258.6	1262.2	1194.5	1136.5
30°	774.2	779.3	816.1	894.0	999.1	1149.5	1296.2	1321.7	1239.3	1162.8
32.5°	738.8	745.3	784.1	862.5	966.2	1135.9	1329.1	1386.0	1291.1	1191.1
35°	694.0	700.0	740.7	819.5	923.2	1114.1	1356.6	1457.4	1365.3	1234.2
37.5°	639.6	645.3	685.8	765.7	880.4	1083.5	1377.5	1537.9	1453.7	1296.2
40°	584.9	590.3	628.3	705.6	829.1	1044.4	1384.9	1616.6	1555.1	1381.5
42.5°	534.8	539.6	574.5	646.4	771.6	994.6	1375.3	1685.2	1646.1	1441.0
45°	488.6	492.9	523.8	590.9	711.8	933.9	1346.4	1758.8	1754.3	1483.5
47.5°	435.9	440.2	472.2	537.1	652.1	862.8	1297.4	1831.3	1904.7	1579.8
50°	371.6	375.3	408.2	475.0	590.0	787.2	1229.4	1888.3	2094.5	1725.7
52.5°	295.4	299.4	331.4	398.3	516.4	705.9	1139.9	1925.4	2313.7	1938.7
55°	219.8	222.6	250.4	310.5	425.2	613.3	1027.7	1935.8	2562.4	2229.9
57.5°	159.5	161.2	179.0	223.8	322.4	497.4	891.4	1908.7	2858.4	2603.2
60°	129.2	129.7	135.1	154.9	224.1	366.5	726.9	1815.2	3179.7	3084.5
62.5°	117.3	117.3	118.7	124.1	151.5	241.9	527.7	1621.4	3524.1	3692.7
65°	109.1	109.1	109.6	112.2	119.5	154.1	333.1	1305.9	3814.5	4405.1
67.5°	101.7	102.0	101.7	102.5	106.8	113.9	193.2	901.9	3970.8	5143.3
70°	94.0	94.6	93.2	93.2	96.6	96.9	121.0	494.6	3841.1	5761.9
72.5°	85.0	85.8	83.6	83.0	85.5	84.4	90.9	237.4	3297.8	5946.6
75°	77.0	78.2	73.1	71.7	71.7	70.8	73.9	121.8	2140.4	4850.9
77.5°	70.0	72.2	64.0	59.5	58.4	55.8	60.3	74.5	936.2	2277.5
80°	57.8	60.9	52.7	47.3	45.3	42.5	47.6	52.1	278.5	528.9
82.5°	43.1	44.5	37.4	33.7	32.0	30.0	35.7	36.3	90.6	187.2
85°	27.5	28.0	22.9	19.8	19.0	18.1	22.7	19.8	34.6	137.7
87.5°	9.6	11.0	8.8	7.9	8.5	7.1	10.5	5.9	9.6	97.2
90°	0.0	0.0	0.0	0.0	0.0	0.0	0.0	0.0	0.0	0.0

(END C

90°

996.0  
996.5  
1003.0  
1009.8  
1012.4  
1014.7  
1020.3  
1032.8  
1051.8  
1072.2  
1097.1  
1126.8  
1148.9  
1173.6  
1214.6  
1270.2  
1353.7  
1405.3  
1435.3  
1524.3  
1656.0  
1852.8  
2122.5  
2468.1  
2914.3  
3464.6  
4116.7  
4832.0  
5680.1  
6161.9  
5188.6  
2230.2  
506.5  
211.6  
200.0  
120.4  
0.0

OF REPORT)